

940 ESO Gas Tankless Water Heater

Engineering Submittal Sheet

940 ESO Performance Data

Maximum Gas Input (BTU)	199,000
Minimum Input (BTU)	19,900
Maximum Output (BTU)	160,500
Minimum Output (BTU)	18,300
Thermal Efficiency	83%

940 ESO Operational Data

Weight (lbs.)	67
Min. Inlet Gas Pressure NG("WC) / LP("WC)	3.5 / 8
Max. Inlet Gas Pressure NG("WC) / LP("WC)	10.5 / 13
940 ES Maximum Output Temperature (°F)	140°F
Flow Rate at 35°F ΔT (GPM)	9.4
Flow Rate at 45°F ΔT (GPM)	7.3
Flow Rate at 50°F ΔT (GPM)	6.6
Flow Rate at 60°F ΔT (GPM)	5.5
Max. Working Pressure (psi)	150
Min. Working Pressure (psi)	30
Min. Recommended Well Pressure (psi)	40
Min. Activation Flow (GPM)	0.5
Relief Valve Pressure Rating - installer supplied (psi)	150

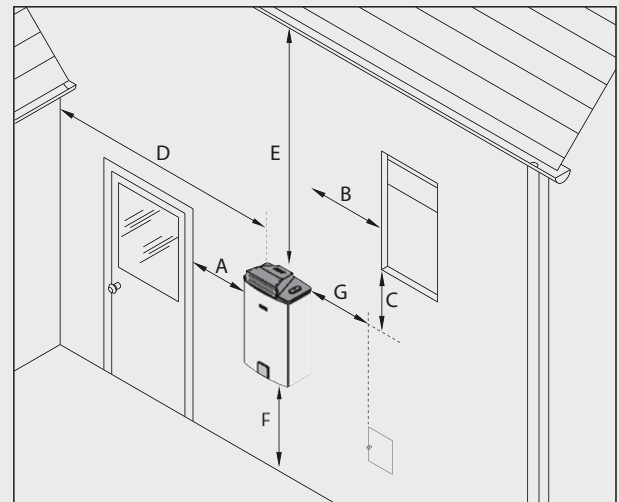
940 ESO Electrical Specifications

Electrical Voltage Mains	120V/60Hz
Power Consumption Max Load (A)	≤ 2.5
Idle (mA)	40

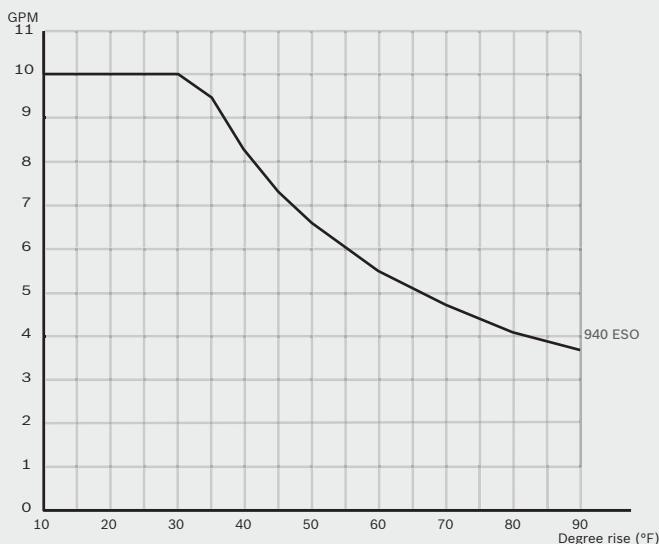
940 ESO Piping Specifications

Gas Connection Size	¾" NPT
Water Connections	¾" NPT

940 ESO Minimum Clearances



940 ESO Degree rise versus flow rate



Minimum Clearances

Legend

Ref.	Description	Minimum Distances
A	Directly below or adjacent to an opening; operable windows, doors and any fresh air openings	≥ 1 ft
B		
C		
D	From any adjacent wall	≥ 1 ft
E	Below a gutter, sanitary pipework, eaves or overhang	≥ 3 ft
F	Above ground	≥ 1 ft
G	From a gas meter or gas regulator	≥ 3 ft

Additional Information

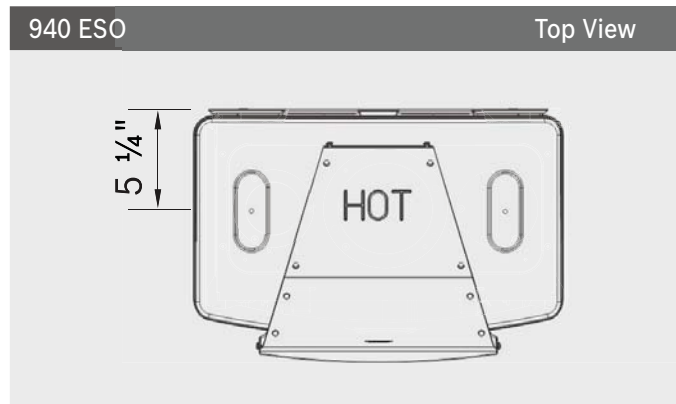
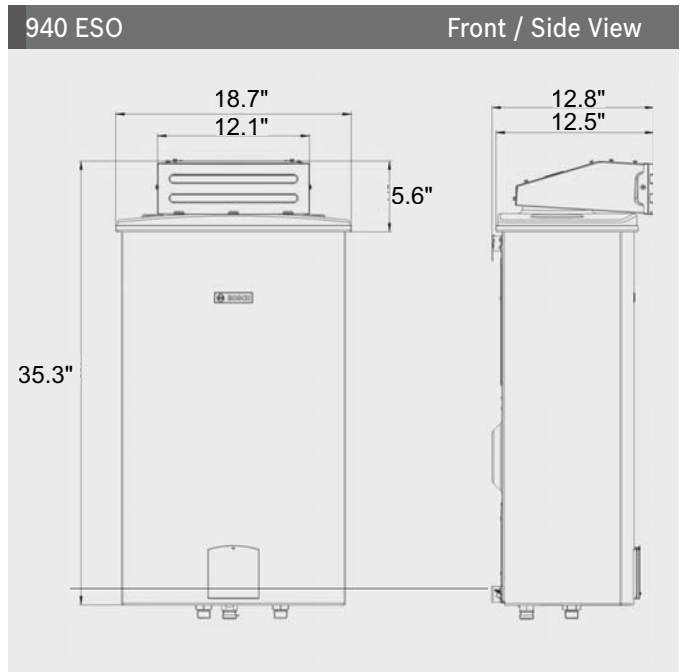
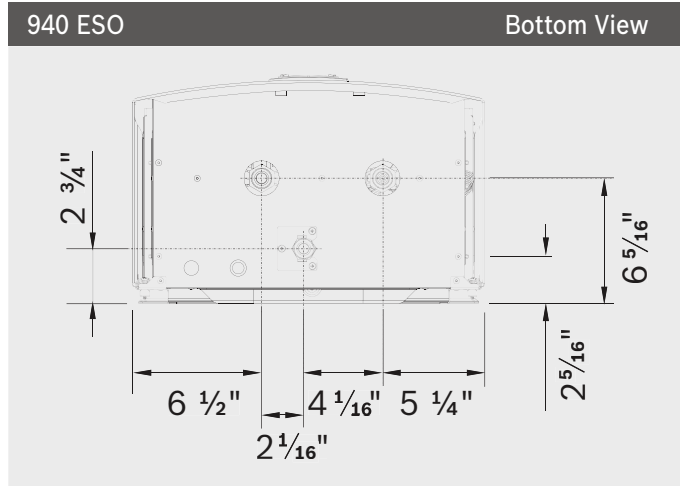
- Low NOx emissions
- Modulating water valve to improve temperature stability
- Modulating premix burner with constant gas/air ratio
- Outdoor installation only
- Direct spark ignition
- Built in freeze protection
- LCD display with backlight / control buttons
- 100% copper heat exchanger

Options

- Wireless remote control (TSTAT2)
- Cascading kit (77090003962)
- External water filter (8703305356)
- Gas conversion kit (8 719002176)
- Pipe Cover (PTPCES)
- High temperature kit (7736500074)
- Recess box kit (7736500043)
- Pressure relief valve (FWL-2).

Note: Outdoor Kit included with water heater is packaged in a separate box.

Note: Refer to installation and applications manual for specific information on venting, piping, electrical connections, and pump sizing.



BOSCH

Bosch Thermotechnology Corp.
50 Wentworth Avenue
Londonderry, NH 03053

Tel: 1-866-330-2730
Fax: 1-603-584-1687
www.bosch-climate.us